


(Pollença Centro)

Ref: ONPM2304001



New development of luxury apartments and penthouses with mountain views in Pollença

Son Puig is a new housing development in Pollença, which is located in a residential area surrounded by mountains, tranquility, and a few steps from all services, to make your life more comfortable. For a relaxed lifestyle, with the balance you need at all times, between the Sierra Tramuntana and the Santuari Puig de Maria, and just minutes from crystal clear water coves. Espacio Son Puig is the only new development that has a plot area of 5.500sqm with large gardens, a true oasis. Project made by well-known architects, the building is of low height with first floor and three floors that offer a total of 34 houses of 2 and 3 bedrooms with surfaces from 80sqm to 120sqm to choose the one that best suits your needs. It has a beautiful swimming pool and parking, so valued both by families with children and couples who want to enjoy tranquility and comfort. The houses are bright and cozy, and have incredible qualities in terms of materials and finishes. The natural wood floors with heating, aerotermia, Porcelanosa flooring, Grohe faucets, home automation control of the temperature through the app on the mobile, bicycle storage for cycling enthusiasts etc.. In addition, it incor [...]

Pollença / Pollença Centro

Surface
111 m² - 241 m²

Units
34

Completion
Q2 2025

- ✓ Views
- ✓ Heating
- ✓ Boxroom
- ✓ AACC
- ✓ Terrace
- ✓ Backyard
- ✓ Pool
- ✓ Lift
- ✓ Has parking

Price from 423,000 €

(Pollença Centro)




Ref: ONPM2304001

Units in this development

Type	Unit	Surface	Terrace	Bedrooms	Bathrooms	Price	State
Attic	3° Portal	181 m ²	2 (100 m ²)	2	2	€ 503,000	Available
Attic	3° Portal	118.45 m ²	2 (37 m ²)	2	2	€ 429,000	Available
Flat	Bajo Porta	210 m ²	1 (107 m ²)	2	2	€ 465,000	Available
Flat	Bajo Porta	187 m ²	1 (90 m ²)	2	2	€ 423,000	Available
Flat	Bajo Porta	201 m ²	1 (93 m ²)	3	2	On request	Available
Flat	Bajo Porta	241 m ²	1 (145 m ²)	3	2	On request	Available
Flat	2° Portal	113 m ²	3 (15 m ²)	3	2	On request	Available
House	1° PORTAL	111 m ²	2 (12.35 m ²)	3	2	On request	Available



(Pollença Centro)

Ref: ONPM2304001




(Pollença Centro)

Ref: ONPM2304001



(Pollença Centro)

Ref: ONPM2304001



The information about any property is not binding to any offer or contract. Any verbal or written declaration made by aProperties with regards to the value or condition of the property should not be considered accurate or factual. The pictures make reference to some parts of the property at the times that they were taken. The areas, dimensions and distances that are given are approximate and should be checked by the client. The images are computer generated and are just an approximate indication of the real appearance of the property; these may change at any time. The information with regards to the property may also change at any time.

Contact us today for more information or to arrange a viewing

Tel: 871 16 01 60

apropertiespalma@aproperties.es

<https://www.aproperties.es>